



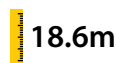




The Jett is a modular home with a strong entry. All bedrooms and bathrooms are designed to pick up the morning sun while the outdoors and living areas are positioned to pick up sun throughout the day. The outdoor living between the garage and house is sheltered, has an outdoor fireplace and works great for evening entertaining. Both the carport and the nearby outdoor living areas can be closed in as rooms. With so much flexibility, this home is a great choice.



Floor Area: 174m²

 2
  3
  2
  19.3m
  18.6m

Contact us
09 438 6399
Simon Crawford 027 543 7750
www.bellahomes.co.nz





-  Council fees
-  Block base
-  \$5000 earthworks allowance
-  \$5000 drainlaying allowance
-  Coloursteel Roofing
-  Floor coverings
-  Double glazing
-  Fully Tiled showers / frameless glass doors
-  Methven tapware
-  Comprehensive lighting & electrical plan
-  LED lighting throughout
-  \$22000 kitchen allowance
-  Fisher & Paykel appliances
-  \$2700 master bedroom wardrobe allowance
-  Ingersol Rand high quality door hardware
-  Gas water heating /fireplaces
-  Interior designer consultation
-  10yr Masterbuild guarantee.